

FACT SHEET

Indiana Common Core: Advancing Student Achievement

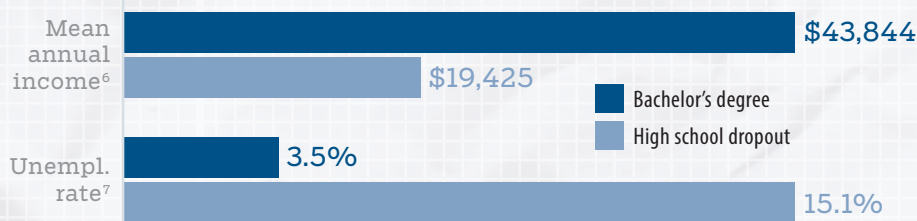
Across the country, too many of today's high school graduates are not ready for college or the workforce. According to a recent study, one out of four high school graduates require remedial education to enroll in college courses. The Common Core State Standards will help prepare students throughout the nation for success in college and careers.

Indiana's students deserve a high-quality and robust education

Today, nearly every high-paying job requires some postsecondary education or training. In order to compete for 21st century jobs, Indiana's students need a strong academic base that prepares them for success in the knowledge-based economy.

But currently, the system in Indiana is failing to help all students achieve their full potential. 23,000 Indiana students between the ages of 16 and 19 dropped out of high school in 2011.¹ And even more alarmingly, Indiana's four-year college graduation rate lags 19 percent behind the national average.²

In Indiana, adults with a bachelor's degree earn more than twice as much as high school dropouts.

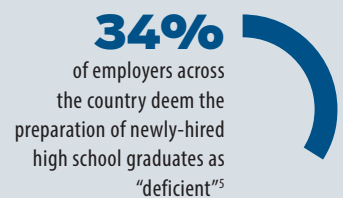
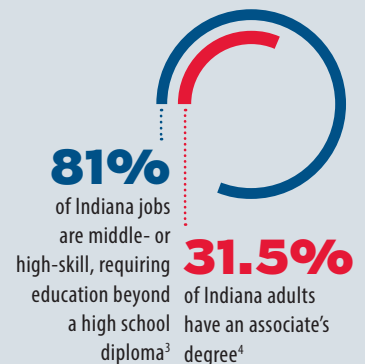


If we want Indiana's students to achieve, we need to expect more

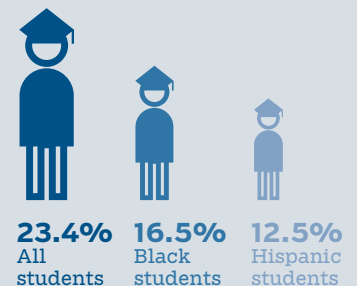
The Common Core State Standards, or CCSS, provide a new path for teachers to develop a more rigorous curriculum and raise the bar for students to become active learners and independent thinkers.

Recognizing the dire need to advance student achievement, Indiana's leaders worked with education officials from across the county to draft a new set of standards to promote critical thinking and problem solving. Indiana initially adopted the Common Core State Standards in 2010 and joined 44 other states and the District of Columbia in raising the bar for student achievement in math and reading.⁹ By raising expectations and providing support to help students reach them, children in Indiana will be better prepared with the knowledge and skills needed to prosper in higher education and future careers.

Indiana's students are not prepared for future high-skilled jobs

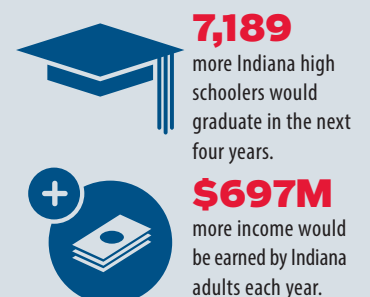


College graduation rates among Indiana adults⁸



Low standards are costing Indiana

If Indiana's high school graduation rate matched the best performing state:¹⁰



Next-generation assessments are needed for a next-generation workforce

Better preparation and K-12 assessments are critical for student success in college and a career. Currently in Indiana, gaps between state- and nationally reported reading and math scores make it near impossible for teachers and parents to know how students are performing in comparison to their peers in other states and across the globe.

Example: How the Common Core can create a higher standard for student achievement



3RD GRADE: OLD INDIANA TEST¹⁵

Round the number below to the nearest hundred.

873

- A) 800 C) 900
B) 870 D) 860



3RD GRADE: COMMON CORE¹⁶

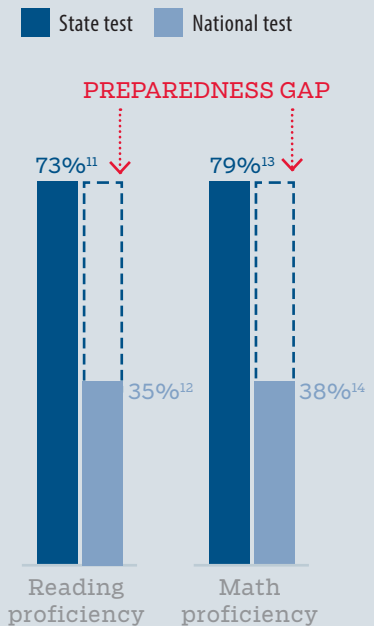
Click on all the equations that are true.

- $8 \times 9 = 81$
 $54 / 9 = 24 / 6$
 $7 \times 5 = 25$
 $8 \times 3 = 4 \times 6$
 $49 / 7 = 56 / 8$

American students score well below their peers in other countries, and are not expected to know critical math and reading skills as early as their global counterparts. Common Core will help ensure our students are receiving the world-class education they deserve.

The preparedness gap in Indiana

While a majority of students are deemed proficient on state exams, performance on national exams tells a different story.



There is broad support for Common Core in Indiana and across the country

68% OF TEACHERS

in Indiana believe the Common Core standards will improve students' ability to think critically and use reasoning skills.¹⁷

The current effort around Common Core Standards resembles the U.S. effort in the 1950s and 1960s to bolster education in math and science following the launch of the Soviet Sputnik satellite... Back then, we recognized the challenges, admitted to the growing competition we faced and responded. Today, we must do the same.

GOV. MITCHELL E. DANIELS JR. (R-IN)¹⁸

Adopting the CCSS gives Indiana clearer and higher standards than ever before. These improved standards are not only aligned with college and workforce expectations, but they also include rigorous content and knowledge application pieces.

FORMER SUPERINTENDENT OF PUBLIC INSTRUCTION TONY BENNETT¹⁹

In the previous Indiana K-5 standards, the word 'pizza' occurs more times in the study of fractions than the word 'number line' does.

JASON ZIMBA, PROFESSOR OF PHYSICS AND MATH AT BENNINGTON COLLEGE IN VERMONT AND LEAD WRITER OF THE PARCC MATH STANDARDS²⁰

Endnotes

- 1 Population Reference Bureau, analysis of data from the U.S. Census Bureau, American Community Survey.
- 2 U.S. Census Bureau, "2012 American Community Survey 1-Year Estimates," Census ID S15101 (last accessed November 2013).
- 3 National Skills Coalition, "Middle-Skill Jobs State-by-State: Indiana," available at http://www.nationalskillscoalition.org/resources/fact-sheets/state-fact-sheets/middle-skill/nsc_middleskills_indiana.pdf (last accessed November 2013).
- 4 U.S. Census Bureau, "2012 American Community Survey 1-Year Estimates," Census ID S15101 (last accessed November 2013).
- 5 Civic Enterprises and Corporate Voices for Working Families, "Across the Great Divide: Perspectives of CEOs and College Presidents on America's Higher Education and Skills Gap" (2011), available at http://www.civicenterprises.net/MediaLibrary/Docs/across_the_great_divide.pdf.
- 6 U.S. Census Bureau, "2012 American Community Survey 1-Year Estimates," Census ID B20004.
- 7 U.S. Census Bureau, "2012 American Community Survey 1-Year Estimates," Census ID B23006.
- 8 U.S. Census Bureau, "2012 American Community Survey 1-Year Estimates," Census ID S15101.
- 9 "Forty-five states, the District of Columbia, four territories, and the Department of Defense Education Activity have adopted the Common Core State Standards," available at <http://www.corestandards.org/in-the-states>.
- 10 Center for American Progress projections based on U.S. Census Bureau, "2012 American Community Survey 1-Year Estimates" and Department of Education high school graduation data.
- 11 U.S. Department of Education, "Consolidated State Performance Reports," available at <http://www2.ed.gov/admins/lead/account/consolidated/index.html> (last accessed November 2013).
- 12 National Center for Education Statistics, National Assessment of Educational Progress (NAEP) 2013 Reading Assessment, generated using the NAEP Data Explorer, available at <http://nces.ed.gov/nationsreportcard/naepdata/>.
- 13 U.S. Department of Education, "Consolidated State Performance Reports."
- 14 National Center for Education Statistics, National Assessment of Educational Progress (NAEP) 2013 Reading Assessment, generated using the NAEP Data Explorer, available at <http://nces.ed.gov/nationsreportcard/naepdata/>.
- 15 U.S. Department of Education, "ISTEP + Mathematics Item Sampler Updated February 2011," available at <http://www.doe.in.gov/sites/default/files/assessment/math-grades3-5-item-sampler.pdf>.
- 16 PARCC, "Grade 3 Mathematics (Fluency)," available at <http://parcconline.org/samples/mathematics/grade-3-mathematics-fluency> (last accessed November 2013).
- 17 Scholastic, "Primary Sources 2013 Preview: Indiana," available at <http://www.scholastic.com/primarysources/2013preview/state-indiana.htm> (last accessed November 2013).
- 19 Mitchell E. Daniels and Jack Markell, "Standards in education shouldn't differ by state," Delaware Online, April 5, 2010, available at <http://www.vision2015delaware.org/wp-content/uploads/2011/07/04-05-10-TNJ-Markell-Standards-shouldnt-differ1.pdf>.
- 19 Indiana Department of Education, "Indiana Adopts Common Core Standards," August 3, 2010, available at <http://www.edweek.org/media/commoncoreadoption.pdf>.
- 20 Elle Moxley, "Common Core: Right For Indiana, Or Less Rigorous Than Old Standards?" State Impact, August 5, 2013, available at <http://stateimpact.npr.org/indiana/2013/08/05/common-core-right-for-indiana-or-less-rigorous-than-old-standards/>.